

GENERAL ACTIVITY UPDATE:

	July	YTD
Warrant Requests	21	148
Investigations Cases Assigned	13	57
Investigations Cases Closed	8	40
Search Warrants	1	24
Property Item intakes	57	434
Property Items Released	56	404

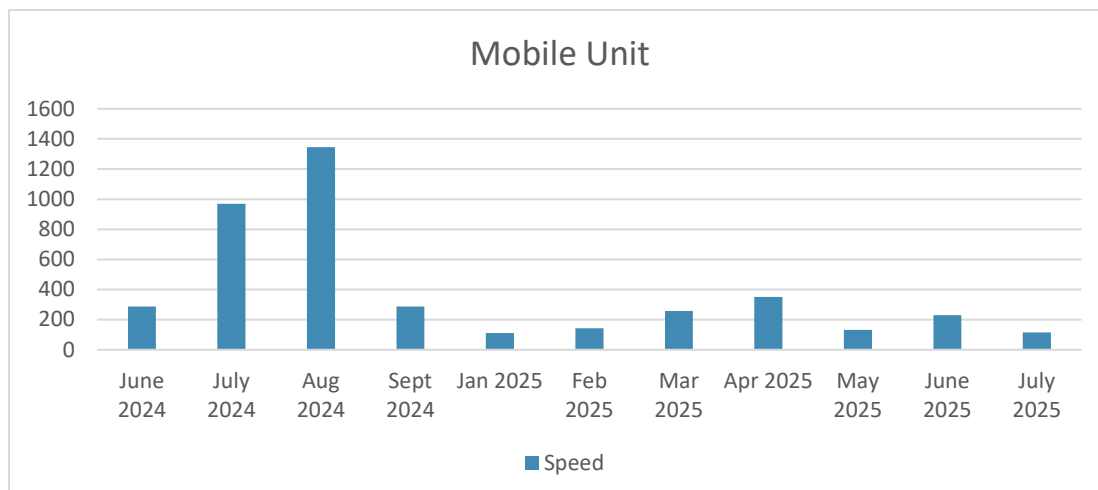
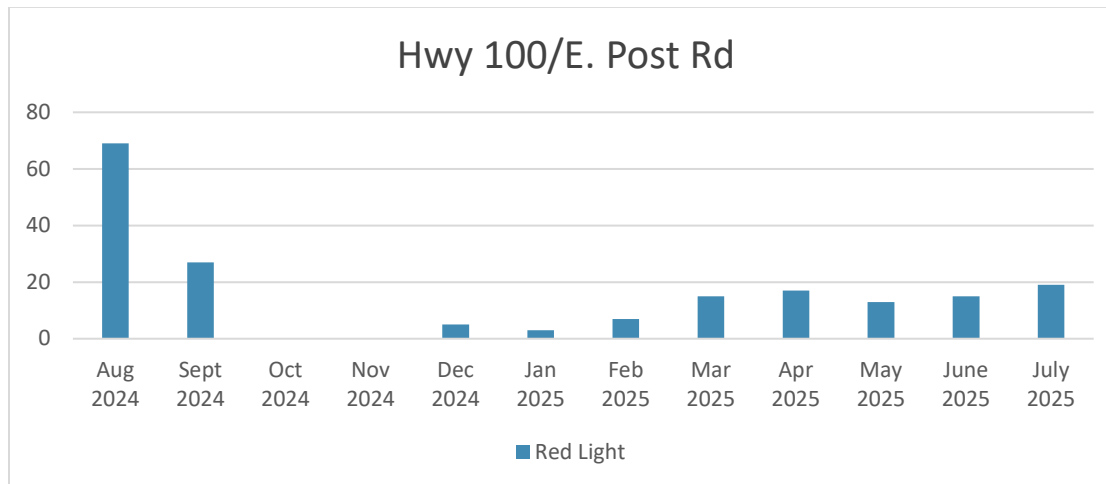
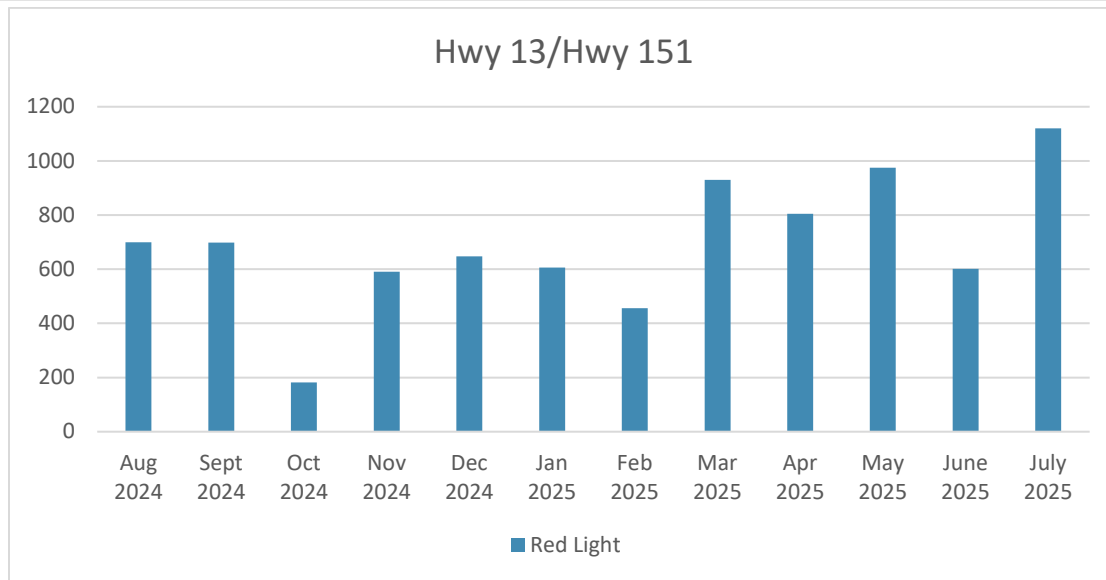
UTV ORDINANCE:

No incidents were reported for UTVs in July.

ATE:

July 2025			
Site	Red Light	Speed	Total
1500-blk 50th St	0	5	5
2100-blk 50th St	0	36	36
2700-blk 29th Ave	0	71	71
2700-blk 50th St	0	4	4
EB HWY 100 and East Post Rd	4	0	4
NB HWY 13 and HWY 151	537	0	537
SB HWY 13 and HWY 151	235	0	235
WB HWY 100 and East Post Rd	15	0	15
WB HWY 151 and HWY 13	348	0	348
Total	1139	116	1255

Area	Citations
Marion Resident	241
Other	1014
Total	1255



RACIAL EQUITY STATISTICS:

2025 Arrests							
	Black M	Black F	Black	White M	White F	White	*Total
January	11	3	22.2%	34	14	76.2%	63
February	6	2	17.8%	25	11	80.0%	45
March	17	4	35.6%	22	14	61.0%	59
April	9	0	23.1%	22	8	76.9%	39
May	8	7	30.6%	24	10	69.4%	49
June	9	3	22.6%	28	10	71.7%	53
July	8	1	20.0%	25	9	75.6%	45
Total	68	20	24.9%	180	76	72.5%	353

2025 Arrests with Marion Home Addresses							
	Black M	Black F	Black	White M	White F	White	*Total
YTD	46	10	24.8%	118	45	72.1%	226

2025 Traffic Citations/City Ordinance							
	Black M	Black F	Black	White M	White F	White	*Total
YTD	96	43	16.6%	388	273	79.1%	836

M=Male F=Female *Total includes other races.

Dispatched Calls

Call Type	Call Count		
Welfare Check	101	Noise Complaint	12
Disturbance	70	Reckless Driving	12
See Subject	54	Street Storage	11
Theft	54	Verify Incident Type	7
Fireworks	50	Trouble Unknown	7
Suspicious Activity	46	Repossessed Vehicle	7
Juvenile Trouble	43	Assault	7
Alarm Police	42	MVA PI	6
MVA PD	40	Medical Priority 1	5
Medical Priority 2	35	Missing Person	5
Assist Agency	32	Animal Ordinance Violation	5
Unlock	29	911 Hang Up	5
Parking Complaint	27	Suicidal	5
Traffic Problem	26	Other	4
Harassment	25	Narcotics Complaint	4
Found Property	24	Animal Bite	4
Animal	21	Intoxicated Subject	3
Trespass	19	Gun	3
Domestic	19	Violation of NCO	3
Burglary	16	Warrant	3
Extra Patrol	15	Open Door	3
Dispatch	14	Barking Dog	3
Criminal Mischief	13	Death Notification	1
Civil	13	Bank Tracker	1
Private Property Impound	12	Medical Priority 3	1
Motorist Assist	12	Grand Total	979

Self-Initiated Calls

Call Type	Distinct Call Count
Traffic Stop	504
DOC	47
Warrant	31
See Subject	25
Extra Patrol	23
Motorist Assist	22
Directed Patrol	19
Parking Complaint	17
Assist Agency	10
Bar Check	10
Traffic Problem	9
Suspicious Activity	8
Pedestrian Stop	4
Found Property	4
Welfare Check	4
Reckless Driving	3
Verify Incident Type	3
Open Door	3
Other	3
Juvenile Trouble	2
Intoxicated Subject	2
Theft	2
MVA PD	2
Disturbance	1
Criminal Mischief	1
Civil	1
Animal	1
Animal Ordinance Violation	1
Street Storage	1
Assault	1
Narcotics Complaint	1
Noise Complaint	1
MVA PI	1
Grand Total	767



Communications Center Monthly Phone Calls				
Includes all inbound admin, 911, outbound and hang-up calls				
	911	all other admin	2025 total	2024 total
January	818	2684	3502	5330
February	760	2383	3143	3673
March	813	2944	3757	3583
April	875	2579	3454	3787
May	967	3103	4070	4179
June	871	2943	3814	4239
July	1067	3294	4361	4288
August				4084
September				3935
October				3946
November				3361
December				3436
Year Totals				47,841

NATIONAL STANDARDS FOR ANSWERING 911 CALLS

Of all 9-1-1 calls arriving at a Public Safety Answering Point (PSAP),

Ninety percent (90%) SHALL be answered within (<) fifteen (15) seconds.

Ninety-five (95%) SHOULD be answered within (≤) twenty (20) seconds.

	Overall % Answer Time			
Month	≤ 10 Secs	≤ 15 Secs	≤ 20 Secs	≤ 40 Secs
January	98.29%	98.78%	99.14%	100.00%
February	97.89%	98.82%	99.21%	99.61%
March	97.29%	99.01%	99.75%	100%
April	95.89%	97.26%	98.40%	99.20%
May	95.55%	97.00%	98.04%	99.59%
June	97.24%	98.97%	99.54%	100.00%
July	97.75%	98.78%	99.16%	99.72%
August				
September				
October				
November				
December				