

GENERAL ACTIVITY UPDATE:

	February	YTD
Warrant Requests	9	34
Investigations Cases Assigned	8	17
Investigations Cases Closed	8	12
Search Warrants	4	8
Property Item intakes	90	129
Property Items Released	73	136

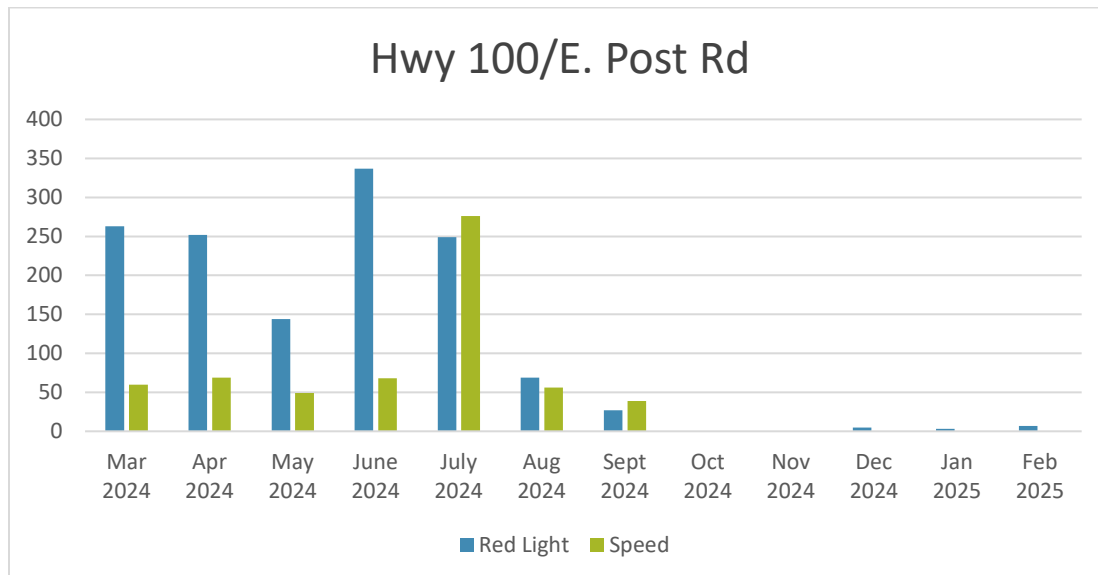
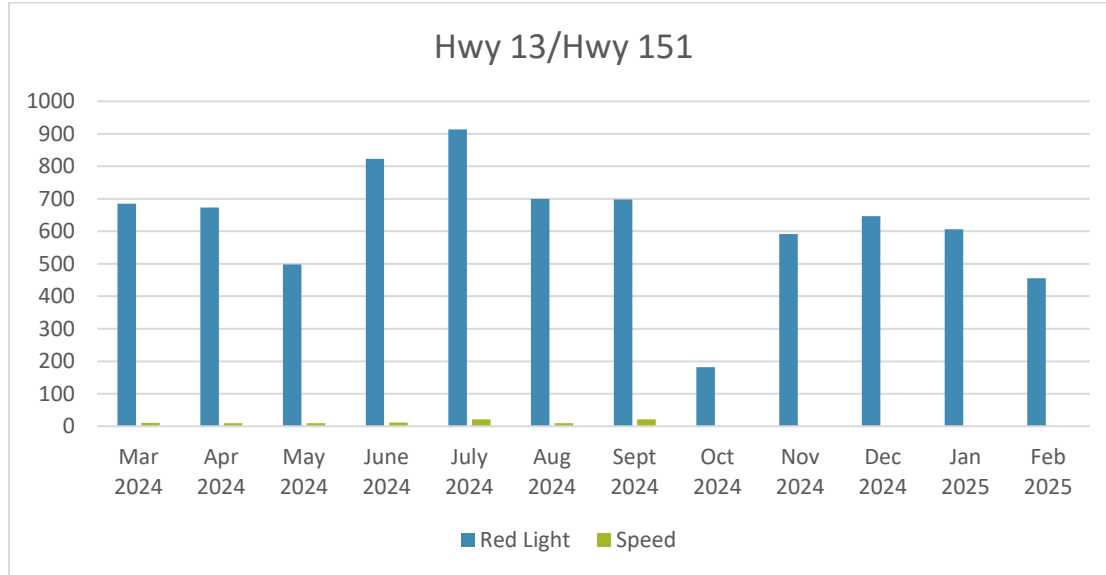
UTV ORDINANCE:

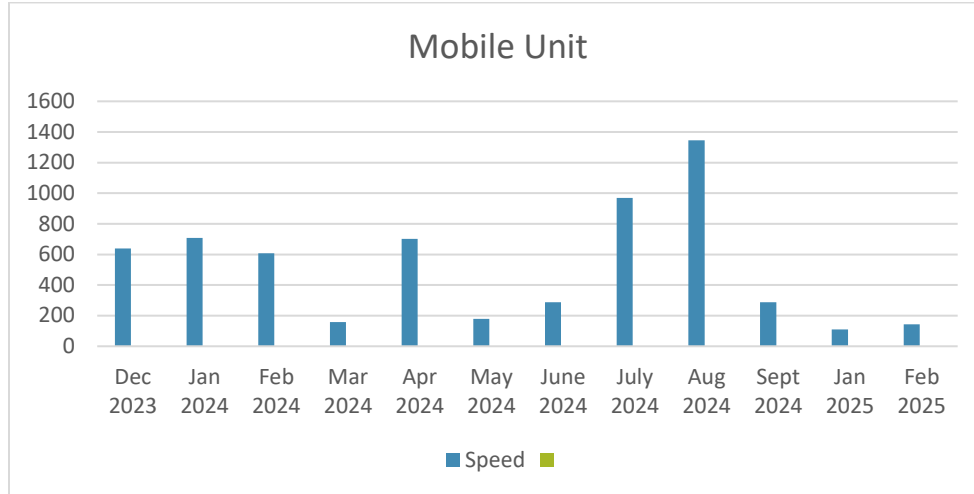
No incidents were reported for UTVs in February.

ATE:

February 2025			
Site	Red Light	Speed	Total
2100-blk 10th Ave WB	0	76	76
2800-blk 1st Ave WB	0	6	6
3400-blk McGowan Blvd	0	32	32
5400-blk Kacena Ave EB	0	29	29
EB HWY 100 and East Post Rd	2	0	2
NB HWY 13 and HWY 151	219	0	219
SB HWY 13 and HWY 151	145	0	145
WB HWY 100 and East Post Rd	5	0	5
WB HWY 151 and HWY 13	92	0	92
Total	463	143	606

Area	Citations
Marion Resident	191
Other	415
Total	606





RACIAL EQUITY STATISTICS:

2025 Arrests							
	Black M	Black F	Black	White M	White F	White	*Total
January	11	3	22.2%	34	14	76.2%	63
February	6	2	17.8%	25	11	80.0%	45
Total	17	5	20.4%	59	25	77.8%	108

2025 Arrests with Marion Home Addresses							
	Black M	Black F	Black	White M	White F	White	*Total
YTD	15	2	23.6%	39	14	73.6%	72

2025 Traffic Citations/City Ordinance							
	Black M	Black F	Black	White M	White F	White	*Total
YTD	24	8	14.2%	122	64	82.7%	225

Dispatched Calls

Call Type	Call Count		
Welfare Check	78	Civil	8
MVA PD	61	Assault	7
Street Storage	60	Found Property	7
Disturbance	46	Suicidal	7
See Subject	45	Private Property Impound	7
Theft	31	Traffic Problem	6
Alarm Police	29	Dispatch	6
Juvenile Trouble	27	Repossessed Vehicle	5
Parking Complaint	27	Intoxicated Subject	5
Unlock	24	Barking Dog	5
Medical Priority 2	23	MVA PI	5
Suspicious Activity	19	911 Hang Up	4
Motorist Assist	19	Missing Person	4
Harassment	19	Animal Bite	4
Assist Agency	18	Reckless Driving	4
Burglary	17	Trouble Unknown	3
Domestic	16	Violation of NCO	3
Animal	16	School Bus Violation	3
Trespass	14	Gun	3
Noise Complaint	13	Narcotics Complaint	3
Test	10	Other	3
Verify Incident Type	10	Open Door	2
Medical Priority 1	9	Animal Ordinance Violation	2
Criminal Mischief	9	Warrant	2
Extra Patrol	8	Grand Total	756

Self-Initiated Calls

Call Type	Call Count
Traffic Stop	258
Parking Complaint	63
DOC	49
Motorist Assist	22
See Subject	16
Warrant	14
Juvenile Trouble	13
Verify Incident Type	11
Pedestrian Stop	9
Assist Agency	8
Street Storage	7
Extra Patrol	6
Welfare Check	5
MVA PD	4
Suspicious Activity	3
Animal Ordinance Violation	3
Animal	3
Bar Check	2
School Bus Violation	2
Open Door	2
Narcotics Complaint	2
Unlock	1
Criminal Mischief	1
Mental Health Eval	1
SOR	1
Trespass	1
Found Property	1
Directed Patrol	1
Noise Complaint	1
Building Check	1
Test	1
Harassment	1
Grand Total	513



Communications Center Monthly Phone Calls				
Includes all inbound admin, 911, outbound and hang-up calls				
	911	all other admin	2025 total	2024 total
January	818	2684	3502	5330
February	760	2383	3143	3673
March				3583
April				3787
May				4179
June				4239
July				4288
August				4084
September				3935
October				3946
November				3361
December				3436
Year Totals				47,841

NATIONAL STANDARDS FOR ANSWERING 911 CALLS

Of all 9-1-1 calls arriving at a Public Safety Answering Point (PSAP),

Ninety percent (90%) SHALL be answered within (<) fifteen (15) seconds.

Ninety-five (95%) SHOULD be answered within (≤) twenty (20) seconds.

	Overall % Answer Time			
Month	≤ 10 Secs	≤ 15 Secs	≤ 20 Secs	≤ 40 Secs
January	98.29%	98.78%	99.14%	100.00%
February	97.89%	98.82%	99.21%	99.61%
March				
April				
May				
June				
July				
August				
September				
October				
November				
December				