

## GENERAL ACTIVITY UPDATE:

	January	YTD
Warrant Requests	25	25
Investigations Cases Assigned	9	9
Investigations Cases Closed	4	4
Search Warrants	4	4
Property Item intakes	39	39
Property Items Released	63	63

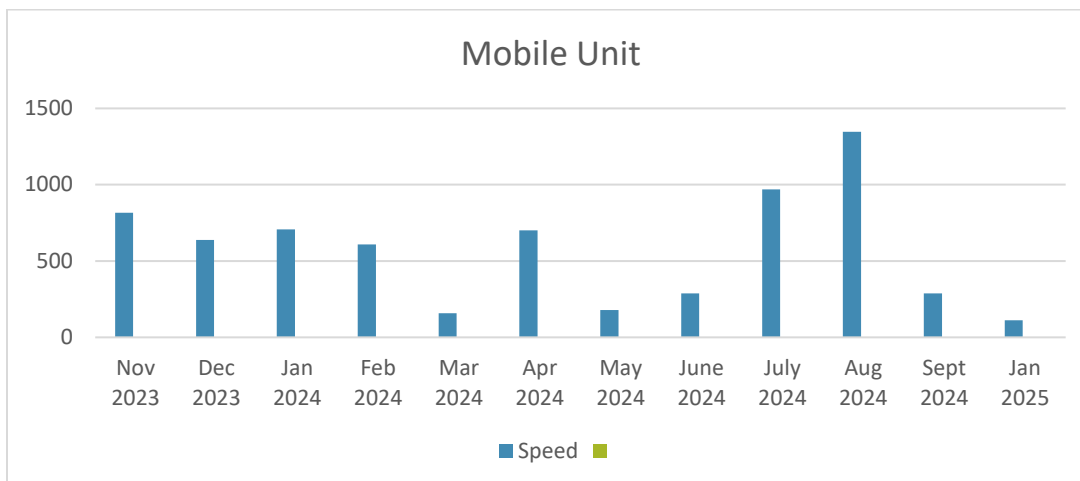
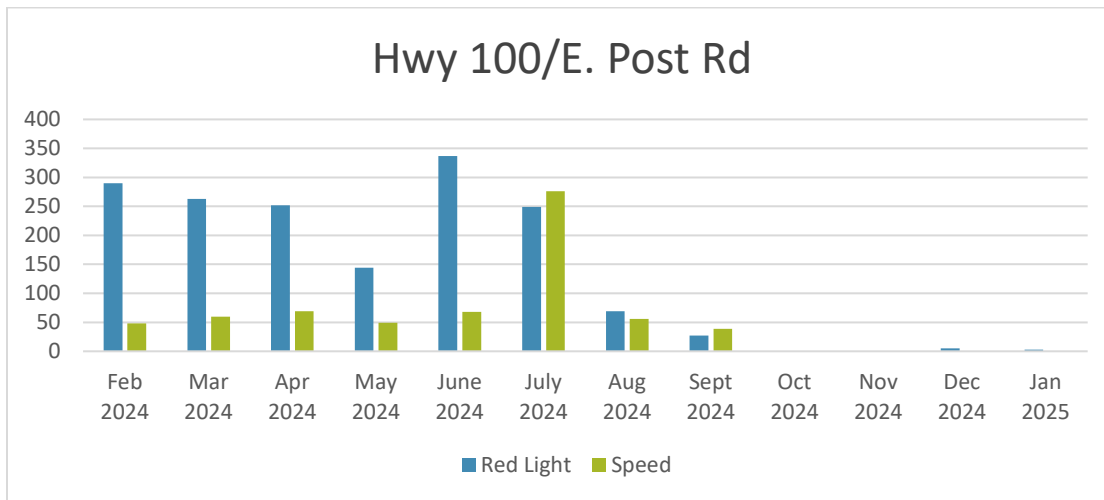
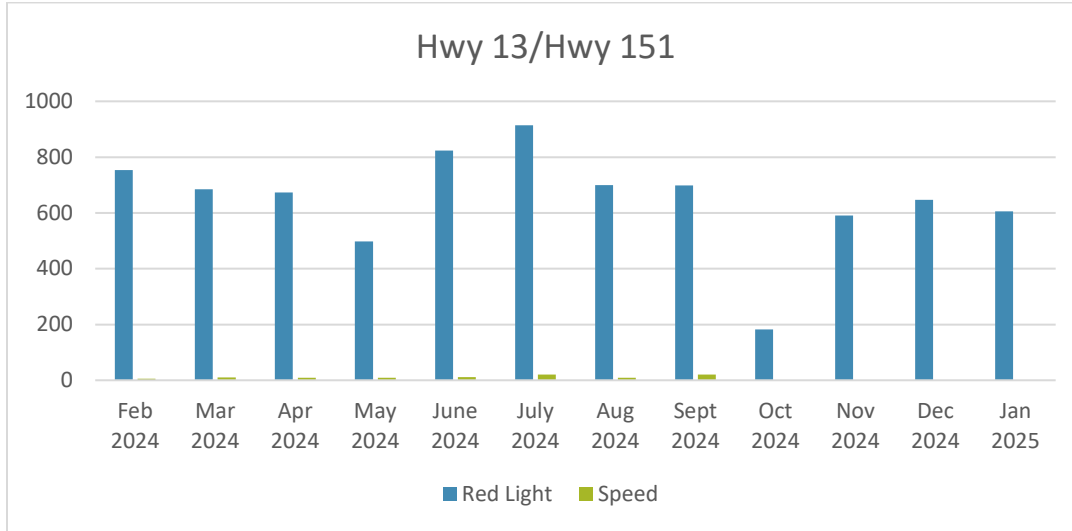
## UTV ORDINANCE:

No incidents were reported for UTVs in January.

## ATE:

January 2025			
Site	Red Light	Speed	Total
2500-blk 29th Ave	0	111	111
EB HWY 100 and East Post Rd	1	0	1
NB HWY 13 and HWY 151	281	0	281
SB HWY 13 and HWY 151	198	0	198
WB HWY 100 and East Post Rd	2	0	2
WB HWY 151 and HWY 13	127	0	127
<b>Total</b>	<b>609</b>	<b>111</b>	<b>720</b>

Area	Citations
Marion Resident	197
Other	523
<b>Total</b>	<b>720</b>



### RACIAL EQUITY STATISTICS:

2025 Arrests							
	Black M	Black F	Black	White M	White F	White	*Total
January	11	3	22.2%	34	14	76.2%	63
<b>Total</b>	<b>11</b>	<b>3</b>	<b>22.2%</b>	<b>34</b>	<b>14</b>	<b>76.2%</b>	<b>63</b>

2025 Arrests with Marion Home Addresses							
	Black M	Black F	Black	White M	White F	White	*Total
YTD	10	2	27.9%	20	10	69.8%	43

2025 Traffic Citations/City Ordinance							
	Black M	Black F	Black	White M	White F	White	*Total
YTD	11	4	13.4%	63	31	83.9%	112

M=Male F=Female \*Total includes other races.

## Dispatched Calls

Call Type	Call Count		
Welfare Check	73	Narcotics Complaint	9
MVA PD	63	Test	8
Theft	50	MVA PI	7
Disturbance	49	Criminal Mischief	7
Suspicious Activity	44	Reckless Driving	7
See Subject	41	Suicidal	6
Medical Priority 2	35	Extra Patrol	6
Assist Agency	30	Medical Priority 1	6
Domestic	30	Warrant	6
Alarm Police	29	Found Property	5
Unlock	24	School Bus Violation	5
Harassment	22	Violation of NCO	4
Animal	21	Animal Bite	4
Trespass	20	Assault	4
Dispatch	18	Private Property Impound	3
Juvenile Trouble	18	Animal Ordinance Violation	3
Burglary	17	Barking Dog	3
Parking Complaint	17	Missing Person	2
Motorist Assist	17	911 Hang Up	2
Verify Incident Type	15	Trouble Unknown	2
Street Storage	14	Fireworks	1
Noise Complaint	14	Other	1
Traffic Problem	12	Open Door	1
Repossessed Vehicle	11	Mental Health Eval	1
Civil	10	Gun	1
		<b>Grand Total</b>	<b>798</b>

## Self-Initiated Calls

Call Type	Call Count
Traffic Stop	254
Warrant	35
Extra Patrol	22
See Subject	16
Parking Complaint	15
Motorist Assist	15
Juvenile Trouble	14
Pedestrian Stop	13
DOC	12
Assist Agency	9
Suspicious Activity	9
Verify Incident Type	6
MVA PD	6
Welfare Check	4
Unlock	2
Traffic Problem	2
Animal	2
Directed Patrol	2
Open Door	2
Bar Check	2
Missing Person	1
Burglary	1
Intoxicated Subject	1
Street Storage	1
Found Property	1
Harassment	1
Other	1
Domestic	1
SOR	1
<b>Grand Total</b>	<b>451</b>



Communications Center Monthly Phone Calls				
Includes all inbound admin, 911, outbound and hang-up calls				
	911	all other admin	2025 total	2024 total
January	818	2684	3502	5330
February				3673
March				3583
April				3787
May				4179
June				4239
July				4288
August				4084
September				3935
October				3946
November				3361
December				3436
Year Totals				<b>47,841</b>

## NATIONAL STANDARDS FOR ANSWERING 911 CALLS

*Of all 9-1-1 calls arriving at a Public Safety Answering Point (PSAP),*

***Ninety percent (90%) SHALL be answered within (<) fifteen (15) seconds.***

*Ninety-five (95%) SHOULD be answered within (≤) twenty (20) seconds.*

	Overall % Answer Time			
Month	≤ 10 Secs	≤ 15 Secs	≤ 20 Secs	≤ 40 Secs
January	98.29%	<b>98.78%</b>	99.14%	100.00%
February				
March				
April				
May				
June				
July				
August				
September				
October				
November				
December				