

GENERAL ACTIVITY UPDATE:

	September	YTD
Warrant Requests	42	197
Investigations Cases Assigned	7	88
Investigations Cases Closed	3	63
Search Warrants	3	35
Property Item intakes	69	613
Property Items Released	42	476

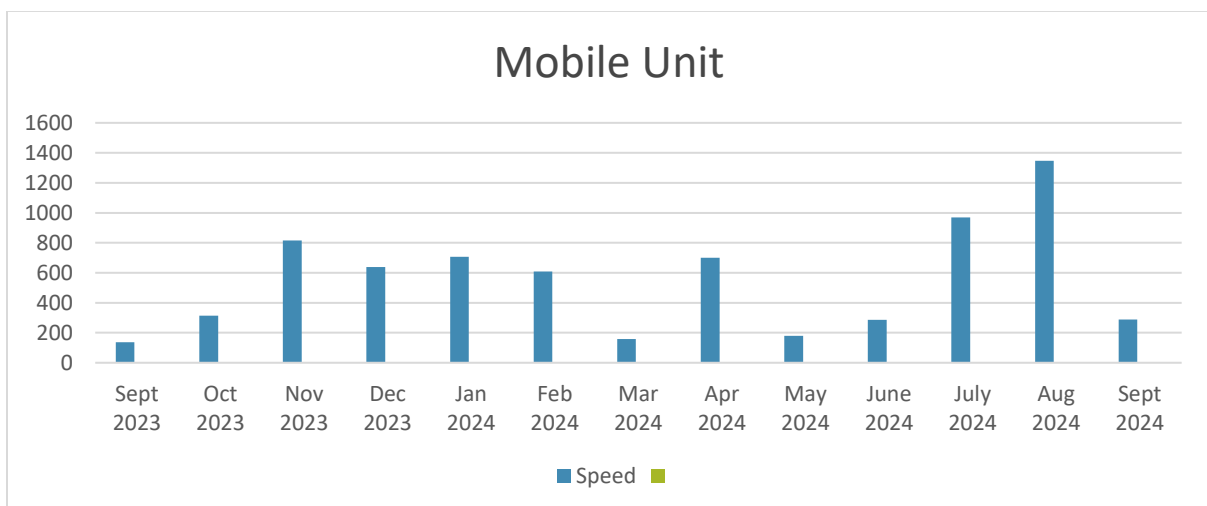
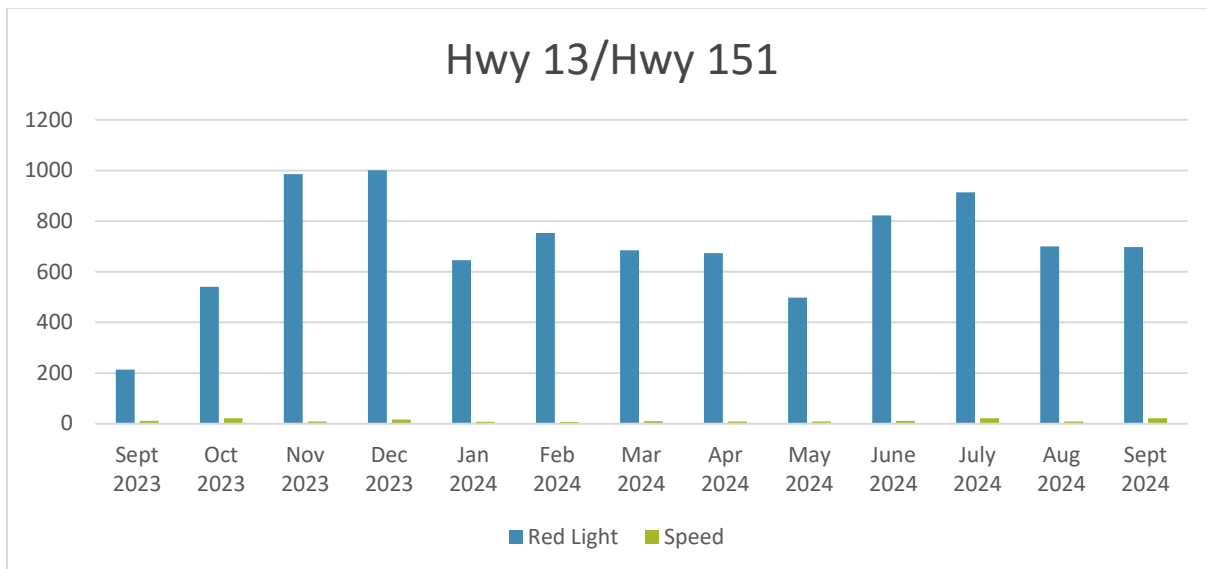
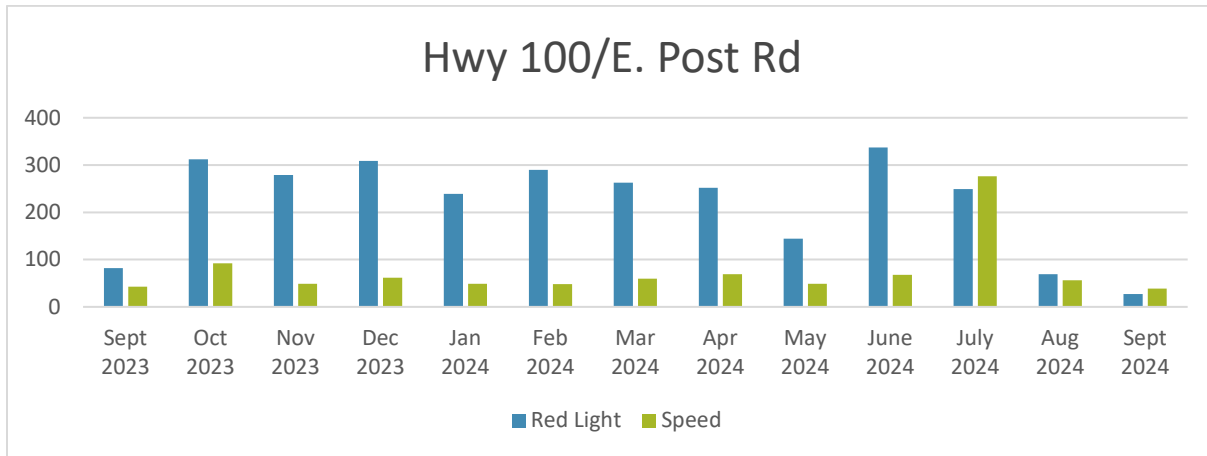
UTV ORDINANCE:

No incidents were reported for UTVs in September.

ATE:

September 2024			
Site	Red Light	Speed	Total
1700-blk Grand Ave	0	92	92
200-blk 15th St	0	92	92
3700-blk McGowan Blvd	0	70	70
500-blk Barrington Pkwy	0	34	34
EB HWY 100 and East Post Rd	27	39	66
NB HWY 13 and HWY 151	371	16	387
SB HWY 13 and HWY 151	181	5	186
WB HWY 151 and HWY 13	146	0	146
Total	725	348	1073

Area	Citations
Marion Resident	320
Other	753
Total	1073



RACIAL EQUITY STATISTICS:

2024 Arrests							
	Black M	Black F	Black	White M	White F	White	*Total
January	9	4	27.7%	16	17	70.2%	47
February	9	0	13.2%	41	18	86.8%	68
March	14	2	28.6%	28	11	69.6%	56
April	9	1	19.6%	26	14	78.4%	51
May	16	7	32.9%	32	15	67.1%	70
June	12	0	25.0%	26	8	70.8%	48
July	12	6	36.0%	20	12	64.0%	50
August	10	1	26.2%	17	13	71.4%	42
September	19	3	33.3%	27	15	63.6%	66
Total	110	24	26.9%	233	123	71.5%	498

2024 Arrests with Marion Home Addresses							
	Black M	Black F	Black	White M	White F	White	*Total
YTD	72	18	27.6%	148	83	70.9%	326

2024 Traffic Citations/City Ordinance							
	Black M	Black F	Black	White M	White F	White	*Total
YTD	98	57	13.4%	541	411	82.2%	1,158

M=Male F=Female *Total includes other races.

Dispatched Calls

Call Type	Call Count		
Welfare Check	103	Medical Priority 1	12
MVA PD	58	Barking Dog	10
Disturbance	56	Civil	9
Theft	53	Assault	9
Suspicious Activity	46	Reckless Driving	9
See Subject	41	School Bus Violation	7
Juvenile Trouble	33	Suicidal	7
Alarm Police	29	Violation of NCO	6
Medical Priority 2	27	Gun	6
Parking Complaint	27	Private Property Impound	6
Animal	25	Missing Person	6
Assist Agency	24	Animal Ordinance Violation	5
Unlock	23	Narcotics Complaint	5
Trespass	22	Verify Incident Type	5
Harassment	21	MVA PI	4
Domestic	18	Intoxicated Subject	4
Street Storage	18	Other	3
Burglary	18	Animal Bite	3
Found Property	17	Fireworks	2
Criminal Mischief	16	911 Hang Up	1
Extra Patrol	15	Follow Up	1
Motorist Assist	14	Death Notification	1
Noise Complaint	14	Trouble Unknown	1
Dispatch	12	Robbery	1
Reposessed Vehicle	12	Open Door	1
Traffic Problem	12	Grand Total	878

Self-Initiated Calls

Call Type	Call Count		
Traffic Stop	188	Building Check	2
DOC	45	Street Storage	2
Pedestrian Stop	30	Traffic Problem	2
Parking Complaint	23	Disturbance	2
Suspicious Activity	15	Animal	1
Warrant	14	Civil	1
Extra Patrol	13	Gun	1
Juvenile Trouble	12	Fireworks	1
See Subject	11	Assault	1
Assist Agency	11	SOR	1
Directed Patrol	11	Domestic	1
Motorist Assist	10	Harassment	1
Verify Incident Type	9	Other	1
Found Property	4	Animal Ordinance Violation	1
MVA PD	4	Bar Check	1
Trespass	3	Test	1
Unlock	2	Reckless Driving	1
Mental Health Eval	2	Theft	1
Welfare Check	2	Grand Total	431



Communications Center Monthly Phone Calls				
Includes all inbound admin, 911, outbound and hang-up calls				
	911	all other admin	2024 total	2023 total
January	838	4492	5330	4930
February	755	2918	3673	4180
March	837	2746	3583	4724
April	829	2958	3787	5095
May	949	3230	4179	5695
June	996	3243	4239	5579
July	1017	3271	4288	5059
August	924	3160	4084	5008
September	909	3026	3935	4843
October				4557
November				4845
December				4930
Year Totals				59,451

NATIONAL STANDARDS FOR ANSWERING 911 CALLS

Of all 9-1-1 calls arriving at a Public Safety Answering Point (PSAP),

Ninety percent (90%) SHALL be answered within (<) fifteen (15) seconds.

Ninety-five (95%) SHOULD be answered within (≤) twenty (20) seconds.

Month	Overall % Answer Time			
	≤ 10 Secs	≤ 15 Secs	≤ 20 Secs	≤ 40 Secs
January	96.42%	97.97%	98.81%	99.76%
February	96.82%	98.94%	99.21%	100%
March	97.49%	99.16%	99.64%	100%
April	96.50%	97.71%	98.31%	99.88%
May	97.15%	99.47%	99.58%	99.89%
June	95.28%	98.39%	99.10%	99.90%
July	95.77%	97.25%	98.03%	99.61%
August	97.07%	98.70%	99.24%	99.89%
September	96.69%	97.91%	98.57%	99.67%
October				
November				
December				

